

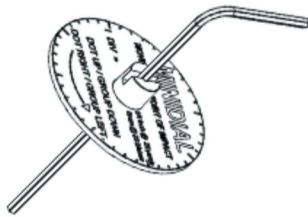
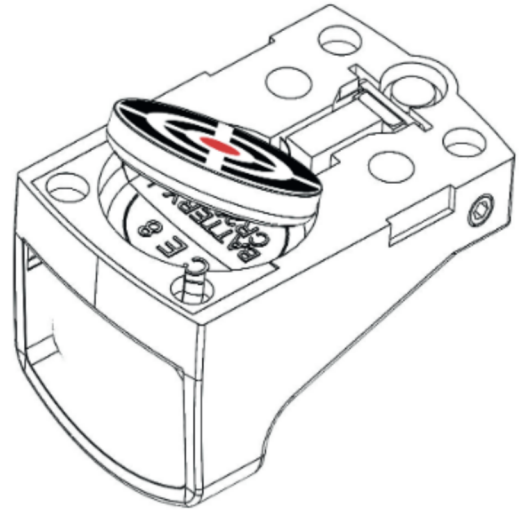


SMS INSTRUCTIONS Quick Guide

IMPORTANT!!

PLEASE ENSURE ALL FIREARMS ARE CLEAR AND
SAFE BEFORE CONTINUING

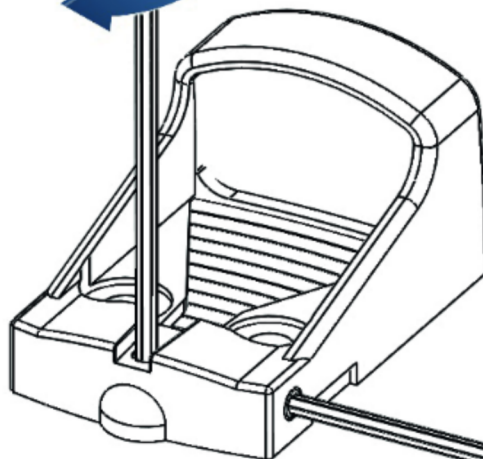
Tilt battery in as shown against contact
first.



Thread hex wrench into minidial to gage
adjustment as you turn.



Elevation Adjustment:
Clockwise rotation = Group Up/Dot Down



Windage Adjustment:
Clockwise rotation = Group Right
/ Dot Left

ENSURE THAT YOU KEEP TOOLS SAFE FOR FUTURE USE